



ORTHOGNATHIC SURGERY INTERNATIONAL COURSE

San Sebastian (Spain) February 2020

AIMED AT

Maxillofacial Surgeons and Orthodontists

COORDINATOR

Dr. Aránzazu Senosiain (Orthodontist, Spain)

SPEAKERS

Dr. Alberto Canábez (Orthodontist, Spain)
Dr. Renato Cocconi (Orthodontist, Italy)
Dr. Elisabetta Grendene (Orthodontist, Italy)
Dr. Simonas Grybauskas (Oral & Maxillofacial Surgeon, Lithuania)
Dr. Michael Gunson (Oral & Maxillofacial Surgeon, USA)
Dr. Domingo Martín (Orthodontist, Spain)
Dr. Aránzazu Senosiain (Orthodontist, Spain)
Dr. Gwen Swennen (Oral & Maxillofacial Surgeon, Belgium)
Dr. Lorenzo Trevisiol (Oral & Maxillofacial Surgeon, Italy)

LANGUAGE

English

VENUE

Osteoplac Teaching Center
Pº Urumea 3, bajo
20014 San Sebastian (Spain)

0

2

0

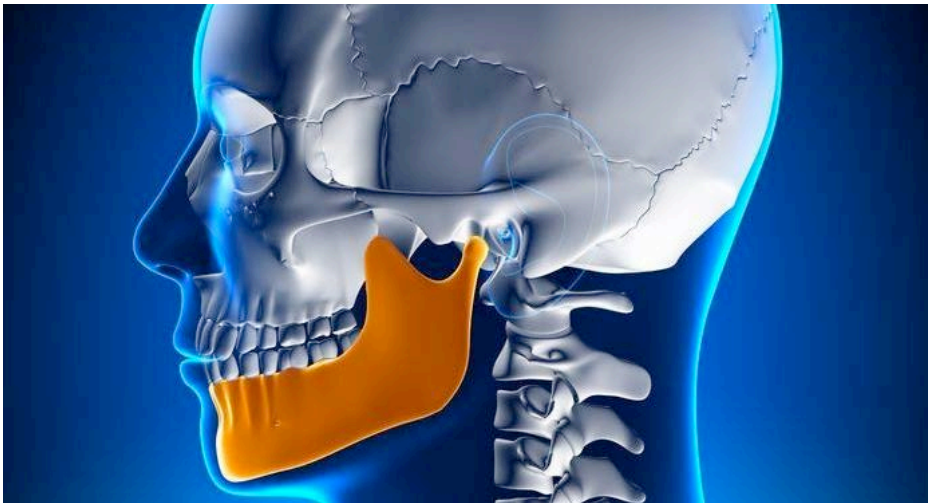
2

COORDINATOR



Aránzazu Senosiain
(Orthodontist, Spain)

- Dental Degree. Complutense University of Madrid (Spain)
- Doctor in Dentistry. University of Oviedo (Spain)
- Master in Orthodontics and Dentofacial Orthopedics. University of Oviedo (Spain)
- Postgraduate Program in Orthodontics and Orthognathic Surgery with Dr. Quevedo Rojas (Chile)
- Postgraduate Program in TMJ (Temporomandibular Joint) with Dr. Rocabado (Chile)
- Diploma in Orthodontics by the FACE/Roth-Williams Center for Functional Occlusion
- Private practice limited to Orthodontics in Madrid (Spain)



SPEAKERS



Alberto Canábez
(Orthodontist, Spain)

- Dental Degree. University of Uruguay (South America)
- Director of the U.D.C.A. Odontology Unit. Barcelona (Spain)
- Postgraduate Program in Orthodontics and Orthognathic Surgery with Dr. Quevedo Rojas (Chile)
- Postgraduate Program in Bioesthetic Dentistry. OBI
- Diploma in Orthodontics by the FACE/Roth-Williams Center for Functional Occlusion
- Private practice limited to Orthodontics in Barcelona (Spain)



Renato Cocconi
(Orthodontist, Italy)

- Bachelor of Medicine and Surgery from the University of Milan (Italy)
- Dental Degree. University of Milan (Italy)
- Master in Orthodontics. University of Milan (Italy)
- Diploma in Orthodontics by the FACE/Roth-Williams Center for Functional Occlusion
- Director of the FACE/Roth-Williams Center for Functional Occlusion in Italy
- Clinical professor in the Department of Orthodontics of the University of Milan (ITALY) from 1993 to 2008.
- Practicing partner in the FACE group in Italy and Europe and is also active in many organizations including the EOS, AAO, SIDO and the Angle Society of Europe.
- Private practice in Parma (Italy)



Elisabetta Grendene
(Orthodontist, Italy)

- Dental Degree. University of Verona (Italy)
- Orthodontic Program. University of Milan (Italy)
- Tweed study Course with Dr. Klonz. Tucson. Arizona (USA)
- Two year Clinical Orthodontic Program with Dr. Roth, Dr. Williams and Dr. Cocconi, Milan (Italy)
- Two year Orthodontic-Orthognathic Master with Dr. Arnett, Dr. Shendel, Dr. Hatcher, Dr. Tanaka, Dr. Cocconi and Dr. Rocabado, Milan (Italy)
- She has been involved in the developing a 3D project with CBCT with Dr Hatcher and Dr Cocconi.
- She collaborates with the University of Verona (Italy) in the management of surgical cases.
- Private practice in Verona (Italy)



Simonas Grybauskas
(Oral & Maxillofacial Surgeon, Lithuania)

- Double qualified Oral and Maxillofacial Surgeon, holds D.D.S., M.D., PhD, MOS RCSEd.
- Oral and Maxillofacial surgeon at Department of Plastic and Reconstructive Surgery at Lithuanian University of Health Sciences
- Oral and Maxillofacial Surgeon at Klaipeda Regional Hospital (Lithuania)
- Consultant in Orthognathic Surgery at Department of Oral and Maxillofacial Surgery at Vilnius University Hospital Zalgirio Clinic (Lithuania)
- Visiting Professor at the Department of Orthodontics. University of Ferrara (Italy)
- Private practice in Vilnius (Lithuania)

SPEAKERS



Michael Gunson
(Oral & Maxillofacial
Surgeon, USA)

- DDS. University of California, Los Angeles School of Dentistry (USA)
- MD. University of California, Los Angeles School of Medicine (USA)
- General Surgery Internship. University of California, Los Angeles School of Medicine, Department of Surgery (USA)
- Specialty Training, Oral and Maxillofacial Surgery. University of California, Los Angeles School of Dentistry (USA)
- Private practice partnered with Dr. G. William Arnett at the Center for Corrective Jaw Surgery in Santa Barbara, California. (USA)



Domingo Martín
(Orthodontist, Spain)

- B.A. University of Southern California (USA)
- M.D. and D.D.S. University of Bilbao (Spain)
- Master in Orthodontics. University of Valencia (Spain)
- Diploma in Orthodontics by the FACE/Roth-Williams Center for Functional Occlusion
- Postgraduate Program in Bioesthetic Dentistry. OBI
- Former President of the Angle Society of Europe
- Director of the FACE/Roth-Williams Foundation of Spain and Portugal
- Private practice limited to Orthodontics in San Sebastian (Spain)



Gwen Swennen
(Oral & Maxillofacial Surgeon,
Belgium)

- Medical Degree. University of Antwerp (Belgium)
- Dental Degree. University of Brussels (Belgium)
- Training in Cranio-Maxillo-Facial Surgery, Plastic Reconstructive and Aesthetic Surgery in Hannover (Germany) and Brussels (Belgium)
- Certificate in Maxillofacial Surgery. Hannover Medical School
- Certificate in Plastic and Aesthetic Surgery. Hannover Medical School
- PhD Degree. Hannover Medical School
- Professor and consultant in Maxillofacial and Plastic Surgery. General Hospital St John and at the Cleft & Craniofacial Centre, Bruges (Belgium)
- Private practice in Cosmetic Facial Surgery. Clinic Tillegem, Bruges (Belgium)
- S.O.R.G. Member



Lorenzo Trevisiol
(Oral & Maxillofacial
Surgeon, Italy)

- Graduated with honor from the University of Verona (Italy) at School of Medicine
- Completed with honor his Maxillofacial Surgery training. School of Medicine, Verona (Italy)
- Teacher in the Dental School and in the School of Dental Hygiene. He is also lecturing for the Residency Programs of Maxillofacial Surgery and Legal Medicine at the University of Verona (Italy)
- Prof. Trevisiol has lectured in several meetings
- He authored more than 80 scientific papers
- Member of EACMFS (European Association of Cranio-MaxilloFacial Surgery) and SICMF

SESSION I21st, 22nd AND 23rd OF FEBRUARY 2020INTRODUCTION AND DIAGNOSIS

- Aesthetic and Functional Treatment Goals
- Age and Treatment Opportunity
- Patient inclusion criteria for surgery
- Clinical Facial Analysis. How to transfer the clinical facial analysis to the software planning
- Necessary Records for Orthognathic Surgery, Frontal and Sagittal Analysis
 - XR patient location/positioning in x-ray and photographs
 - Cone beam, etc.
 - Soft and Hard Tissue Cephalometry

PRE-SURGICAL ORTHODONTICS

- Pre-surgical Orthodontics:
 - Dental Crowding. Bolton Analysis and D.O.D.
 - Required Torque according to the plane in the pre-surgical orthodontics
 - Decision making regarding brackets positioning and final solution
- Pre-surgical Orthodontics in sagittal problems
- Pre-surgical Orthodontics in vertical problems
- Pre-surgical Orthodontics in asymmetric patients

PRE-SURGICAL PLANNING

- Introduction to the cephalometric predictions
- Steps of a treatment prediction... Ortho-Orthognathic VTO, STO I...
 - Upper incisor position as a therapeutic key
 - Surgical movements influence in the vertical plane soft tissue
 - Surgical movements influence in the sagittal plane soft tissue
 - Transverse discrepancy and segments' torque
 - Teeth position influence in the plane changes
 - Clinical decision making regarding the plane, cant, etc... Arnett

SURGICAL PROCEDURES - SURGICAL TECHNIQUES

- Le Fort Osteotomy
- Sagittal Split osteotomy
- Mentoplasty

- Procedures and techniques
- Osteogenic Distraction
- Complements

3D VIRTUAL DIAGNOSIS AND TREATMENT

- Imaging workflow for 3D virtual treatment planning of orthognathic surgery
- 3D virtual diagnosis of the orthognathic patient
- 3D virtual treatment planning of orthognathic surgery
- Clinical applications of 3D virtual treatment planning of orthognathic surgery in different types of maxillofacial deformity

2

SESSION II

19th, 20th AND 21st OF MARCH 2020

TEMPOROMANDIBULAR JOINT - THE ROLE OF TMJ AND MUSCULATURE

- TMJ and Surgical Orthodontics
- Map of Pain
- RMN in study of TMJ. How to interpret
- CBCT in study of TMJ. How to interpret

CONDYLAR STABILIZATION IN ORTHOGNATHIC SURGERY

- The importance of stable condylar position
- Management of active progressive condylar resorption
- Management of disc displacement
- Split therapy... when/why/how
- Pre-diagnosis splints by articular pathology
- Pre-surgical splint to stabilize condyles and ligaments
- Pre-surgical splint to diagnose the mandibular midline



SURGICAL TECHNIQUE IN TMJ PATIENTS. CONSIDERATIONS

SLEEP APNEA: DIAGNOSIS AND TREATMENT

- Diagnosis, definition and etiology of the OSAS (Obstructive Sleep Apnea Syndrome)
- Patients who are candidates for OSAS treatment through Orthognathic Surgery
- Relationship OSAS/TMJ
- Orthodontic management in OSAS patients. Clinical examples

3

SESSION III

7th, 8th AND 9th OF MAY 2020BOW SEQUENCY

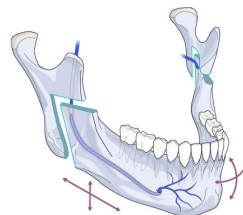
- Leveling the maxillary occlusal plane
- Maxilla in 1 or 2 planes - limitations and instructions
- Spee curve, class II cases with deep Spee curve
- Pre or post-surgical leveling
- How to straighten linguallly inclined molars
- How to straighten mesially inclined molars
- How to correct the dental torque
- When is the extraction necessary and when it is not
- Worn and anatomically unfavorable teeth: their importance in pre-surgical orthodontics for a better post surgical stability
- Condylar hyperplasia as cause of facial asymmetries. Concept, Diagnosis and Management
- Leveling the mandibular occlusal plane in assymetric patients.
- Implants pre/post surgery

ORTHOGNATHIC SURGERY + 3D TECHNOLOGY

- Pre-surgical planning
- CAD-CAM Splints

SURGERY TECHNIQUE AND PLANIFICATION

- Surgical considerations in assymetrical patients
- Multiplier effect of the occlusal plane cant in the mandibular plane level
- The effect of the change in the maxillary cant in the level of the BSSO gap
- Plate adaptation to the bone tissue. This is not a traumatological procedure
- Osteosynthesis means in Orthognathic Surgery
- Surgical techniques of the condyle settlement during the surgical procedure
- Necessary verifications during the surgical procedure
 - Maxillar in centric
 - Condyle in RC and jaw rotation



SESSION IV

18th. 19th AND 20th OF JUNE 2020

THE INTERDISCIPLINARY TEAM

- Periodontology in the orthodontical-surgical process: need and opportunity of pre-post orthodontic gingival grafting
- Prosthodontics in the altered dental anatomy recovery: dental size, grazed dental surfaces. Pre or post-surgical procedures

SURGERY FIRST - EARLY PRE-SURGICAL ORTHODONTICS

- Early diagnostic of a surgical solvable malocclusion
- The role of the Orthodontist in the TMJ, dental and periodontal tissue care
- Early Pre-surgical orthodontics in the maxillary hypoplasia
- Early Pre-surgical orthodontics in the jaw retrusion
- Early Pre-surgical orthodontics in the excessive vertical patterns
- Early Pre-surgical orthodontics in Class III and the skeletal asymmetries

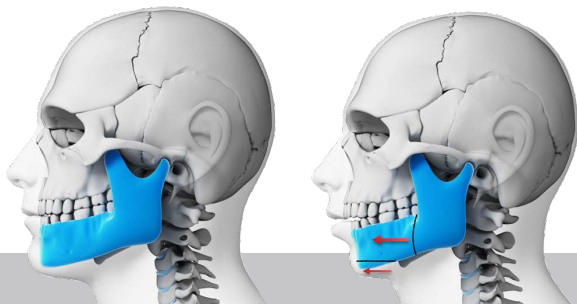
POST SURGICAL TREATMENT AND CONCLUSION

- Immediate surgical post-operative
- Immediate orthodontic post-operative
- Post-surgery orthodontic goals
- Cases conclusions

3D VIRTUAL DIAGNOSIS AND TREATMENT

- 3D virtual diagnosis of the orthognathic patient
- 3D virtual treatment planning of orthognathic surgery

SURGERY FIRST. Why not?



MORE INFO

Dates

1st Session: 21st, 22nd and 23rd of February 2020

2nd Session: 19th, 20th and 21st of March 2020

3rd Session: 7th, 8th and 9th of May 2020

4th Session: 18th, 19th and 20th of June 2020

REGISTRATION

Requirements to attend the course:

Dentistry or Maxillofacial Specialty Degree (please attach certificate)

Fees and payment method:

Registration fee: 500€ (to be paid to confirm the registration)

Total price of the course: 8.500€

Payment method:

1st payment: 4.000€ (before the 20th of January 2020)

2nd payment: 4.000€ (before the 6th of April 2020)

Registration:

Registrations on the first come first served basis

A minimum number of attendees required to start the course

Doctors interested in this course must complete the online registration at:

<http://www.formedika.com>



**MAXILLOFACIAL
SURGEON
+
ORTHODONTIST
=
SUCCESS**

formedika

dental & medical education
formación médica y dental

T: (+34) 943 446 430

F: (+34) 943 460 947

E-mail: info@formedika.com

www.formedika.com